

DISTRICT COURT BACKLOG FACTORS
8/02

	Felonies	Misdemeanors	Civil Suspension
Addison	1.56	1.40	1.83
Bennington	4.57	3.32	1.78
Caledonia	1.43	1.13	0.71
Chittenden	2.62	1.97	0.77
Essex	5.45	3.03	0.00
Franklin	2.55	1.93	1.22
Grand Isle	4.19	2.00	4.80
Lamoille	2.34	1.64	0.61
Orange	3.14	1.53	2.22
Orleans	1.80	1.18	0.71
Rutland	3.32	2.35	0.90
Washington	1.35	0.91	1.28
Windham	1.76	0.61	0.70
Windsor	1.42	1.06	1.47
TOTAL	2.49	1.71	1.08

Felony Backlog Factor = number of cases pending over 90 days divided by average number of cases added in 45 days.

Misdemeanor Backlog Factor = number of cases pending over 60 days divided by average number of cases added in 30 days.

Civil Suspension Backlog Factor = number of cases pending over 30 days divided by average number of cases added in 30 days.

*estimate

DISTRICT COURT JUDGE DAYS

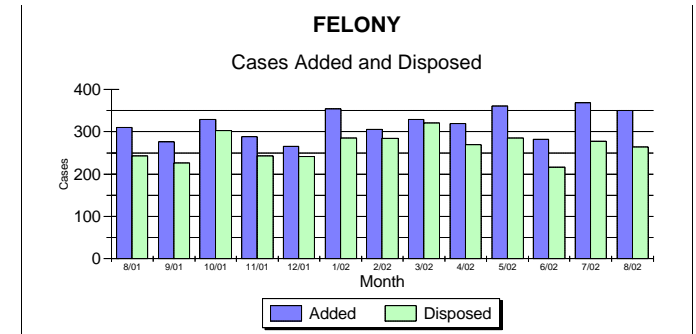
COURT	8/01	9/01	10/01	11/01	12/01	1/02	2/02	3/02	4/02	5/02	6/02	7/02	8/02	13 Mo. Avg
Addison	6.5	5.0	8.5	7.0	7.0	6.0	6.0	5.0	13.0	13.0	7.5	6.5	7.0	7.5
Bennington	15.5	14.0	22.0	18.5	15.5	18.5	17.0	19.5	18.5	20.0	13.5	13.5	19.0	17.3
Caledonia	14.0	9.0	13.0	8.0	10.0	10.0	12.5	8.5	13.5	11.5	13.0	12.0	12.0	11.3
Chittenden	40.0	40.0	53.5	48.0	38.0	49.5	46.0	43.5	49.5	50.5	35.5	51.0	38.0	44.8
Essex	2.0	4.0	2.0	1.3	1.0	4.0	2.8	2.0	2.5	3.0	2.0	1.3	1.5	2.3
Franklin	15.0	12.5	20.0	17.5	10.5	16.5	18.0	18.5	19.5	20.5	15.0	18.0	18.0	16.9
Grand Isle	1.5	3.8	0.8	2.8	1.8	2.5	0.8	4.0	1.0	4.0	1.3	2.5	3.5	2.3
Lamoille	4.0	3.0	8.0	4.0	5.0	6.0	4.0	5.0	7.0	7.0	3.0	5.0	3.0	4.9
Orange	4.0	4.0	8.0	5.0	4.0	5.0	4.0	4.0	6.0	6.0	2.0	0.0	4.0	4.3
Orleans	10.0	12.0	13.0	17.0	3.0	17.0	10.0	15.0	12.0	12.0	11.0	16.0	5.0	11.8
Rutland	19.0	23.0	19.0	20.0	16.0	22.0	17.0	20.0	18.0	18.0	12.0	18.0	24.0	18.9
Washington	13.0	15.5	18.5	13.0	14.0	18.5	15.5	15.5	24.0	15.0	13.5	20.5	18.5	16.5
Windham	20.0	16.0	32.0	15.5	13.5	19.0	18.0	16.0	10.0	18.0	14.0	10.0	19.5	17.0
Windsor	18.0	17.0	22.0	16.0	14.0	21.0	14.0	13.0	17.0	17.0	14.0	15.0	20.0	16.8
TOTAL	182.5	178.8	240.3	193.6	153.3	215.5	185.6	189.5	211.5	215.5	157.3	189.3	193.0	192.7

DISTRICT COURT ACTING JUDGE DAYS

COURT	8/01	9/01	10/01	11/01	12/01	1/02	2/02	3/02	4/02	5/02	6/02	7/02	8/02	13 Mo. Avg
Addison	0.0	0.0	0.0	0.0	0.0	0.0	0.0	0.0	0.0	0.0	0.0	0.0	0.5	0.0
Bennington	0.0	2.0	0.0	0.0	0.0	0.0	0.0	0.0	1.5	0.0	0.0	0.0	0.0	0.3
Caledonia	2.0	1.0	3.0	1.5	1.0	1.5	0.5	0.5	2.5	2.5	0.5	0.5	0.0	1.3
Chittenden	1.5	0.5	0.5	0.0	0.0	0.0	0.0	1.0	0.0	0.0	2.0	0.5	0.5	0.5
Essex	0.0	0.0	0.0	0.0	0.0	0.0	0.0	0.0	0.0	0.0	0.0	0.5	0.0	0.0
Franklin	2.0	1.5	1.5	1.5	1.5	1.5	1.5	1.5	2.0	2.0	2.5	2.0	2.5	1.8
Grand Isle	1.0	1.0	1.0	1.0	1.0	1.5	1.0	1.5	1.0	1.5	1.0	1.5	1.0	1.2
Lamoille	1.0	1.0	0.0	0.0	0.0	0.0	1.0	0.0	0.0	0.0	1.0	0.5	2.0	0.5
Orange	0.0	1.0	1.0	1.0	0.0	0.0	0.0	0.0	0.0	0.0	2.0	0.0	1.0	0.5
Orleans	2.0	0.0	0.0	0.0	1.0	0.0	0.0	0.0	0.0	1.0	1.0	0.0	2.0	0.5
Rutland	0.0	0.0	0.0	0.0	0.0	0.0	0.0	0.0	0.0	0.0	5.0	0.0	0.0	0.4
Washington	1.0	0.5	0.0	0.0	0.0	0.0	0.0	0.5	0.0	0.0	0.5	0.0	0.0	0.2
Windham	0.5	0.0	0.5	0.0	0.0	0.0	0.5	0.0	1.0	0.0	0.5	1.0	0.0	0.3
Windsor	0.0	0.0	1.0	0.0	0.0	0.0	2.0	1.0	0.0	0.0	4.0	1.0	0.0	0.7
TOTAL	11.0	8.5	8.5	5.0	4.5	4.5	6.5	6.0	8.0	7.0	20.0	7.5	9.5	8.2

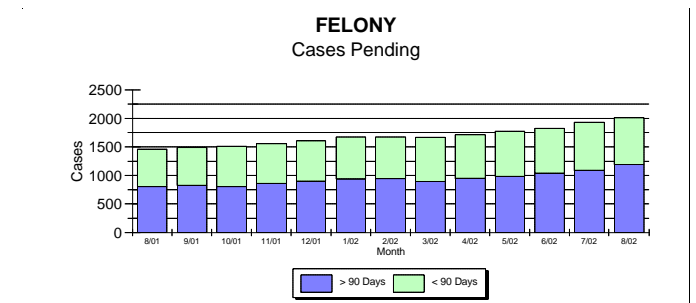
DISTRICT COURT FELONY CASES ADDED

COURT	8/01	9/01	10/01	11/01	12/01	1/02	2/02	3/02	4/02	5/02	6/02	7/02	8/02	12 Mo. Avg
Addison	12	13	7	11	7	20	9	12	9	9	9	10	7	10.3
Bennington	32	23	25	24	15	31	16	23	24	29	15	29	26	23.3
Caledonia	13	14	19	8	7	10	12	11	16	13	19	25	25	14.9
Chittenden	100	84	113	102	92	111	102	113	84	119	86	113	117	103.0
Essex	4	2	1	1	5	2	5	5	10	3	5	2	3	3.7
Franklin	23	19	27	31	21	25	27	28	31	32	24	33	22	26.7
Grand Isle	1	3	6	0	1	3	0	2	1	0	1	2	2	1.8
Lamoille	15	13	17	9	5	10	7	2	13	17	8	14	22	11.4
Orange	6	8	7	6	5	9	5	12	8	6	4	7	7	7.0
Orleans	12	10	12	12	7	17	15	19	16	10	17	13	12	13.3
Rutland	27	22	25	21	26	35	19	30	37	56	31	36	36	31.2
Washington	12	22	21	17	32	28	31	23	16	22	27	23	22	23.7
Windham	27	21	21	28	16	27	35	28	32	27	19	26	25	25.4
Windsor	26	22	28	18	27	26	23	21	22	18	17	35	24	23.4
Total	310	276	329	288	266	354	306	329	319	361	282	368	350	319.0



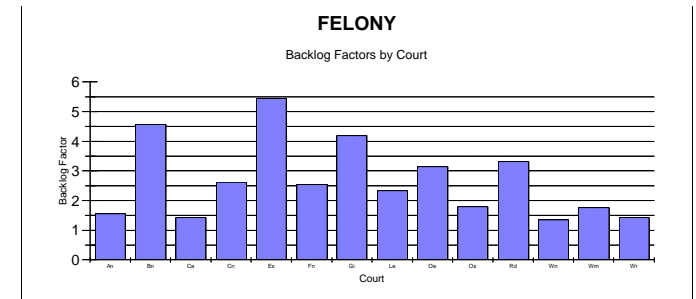
DISTRICT COURT FELONY CASES DISPOSED

COURT	8/01	9/01	10/01	11/01	12/01	1/02	2/02	3/02	4/02	5/02	6/02	7/02	8/02	12 Mo. Avg
Addison	9	16	13	6	3	11	5	8	12	11	11	5	15	9.7
Bennington	11	10	23	15	10	18	17	24	23	19	13	22	18	17.7
Caledonia	12	5	16	7	23	11	14	19	13	9	8	13	14	12.7
Chittenden	102	79	96	81	84	82	85	81	89	100	62	69	76	82.0
Essex	1	5	5	2	2	5	1	6	5	1	3	1	2	3.2
Franklin	20	12	16	13	16	21	18	31	18	28	19	20	18	19.2
Grand Isle	2	0	1	2	5	1	1	2	1	4	2	3	0	1.8
Lamoille	7	5	10	5	9	11	13	8	10	4	7	8	5	7.9
Orange	6	9	5	4	6	13	4	9	8	8	4	1	2	6.1
Orleans	7	9	15	17	2	16	16	15	12	11	16	18	8	12.9
Rutland	21	21	23	28	28	31	28	28	20	23	23	16	27	24.7
Washington	9	24	36	18	17	30	28	20	20	24	16	19	28	23.3
Windham	18	17	26	33	22	18	27	36	16	21	15	55	33	26.6
Windsor	18	14	18	12	14	17	27	34	22	22	17	28	18	20.3
Total	243	226	303	243	241	285	284	321	269	285	216	278	264	267.9



DISTRICT COURT FELONY CASES PENDING OVER 90 DAYS

COURT	8/01	9/01	10/01	11/01	12/01	1/02	2/02	3/02	4/02	5/02	6/02	7/02	8/02	45 Day Avg Added	Backlog Factor
Addison	25	23	18	19	24	24	29	28	27	24	24	27	24	15.4	1.56
Bennington	94	103	103	121	133	139	142	134	142	140	146	147	160	35.0	4.57
Caledonia	34	34	29	39	39	44	38	28	25	29	32	35	32	22.4	1.43
Chittenden	274	269	268	274	270	291	300	300	320	338	353	367	405	154.5	2.62
Essex	20	17	17	17	17	13	14	17	16	18	21	29	30	5.5	5.45
Franklin	34	36	36	50	54	62	69	69	74	73	75	89	102	40.0	2.55
Grand Isle	7	11	13	12	12	14	15	13	17	13	13	11	11	2.6	4.19
Lamoille	14	14	9	20	23	36	29	28	27	27	22	27	40	17.1	2.34
Orange	24	27	25	26	30	24	29	26	27	23	22	27	33	10.5	3.14
Orleans	29	33	33	29	36	33	30	25	27	32	37	32	36	20.0	1.80
Rutland	98	101	105	109	106	98	98	95	104	100	114	127	155	46.8	3.32
Washington	68	65	51	43	51	46	39	44	53	59	60	54	48	35.5	1.35
Windham	43	49	51	49	44	42	44	30	42	54	61	70	67	38.1	1.76
Windsor	43	46	45	51	60	73	67	55	53	56	59	51	50	35.1	1.42
Total	807	828	803	859	899	939	943	892	954	986	1039	1093	1193	478.5	2.49

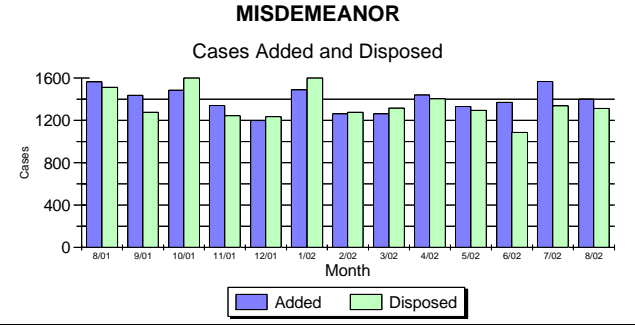


Felony Backlog Factor=number of cases pending over 90 days divided by average number of cases added in 45 days.

* Estimate

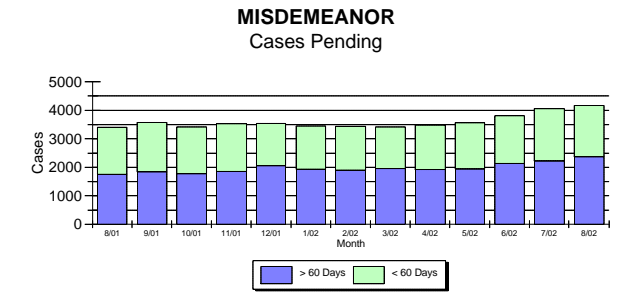
DISTRICT COURT MISDEMEANOR CASES ADDED

COURT	8/01	9/01	10/01	11/01	12/01	1/02	2/02	3/02	4/02	5/02	6/02	7/02	8/02	12 Mo. Avg
Addison	53	73	56	53	38	81	65	48	68	50	50	74	47	58.6
Bennington	114	107	95	110	78	106	71	84	95	111	86	147	111	100.1
Caledonia	92	61	58	62	51	77	75	74	92	55	71	69	60	67.1
Chittenden	435	383	512	374	363	427	353	367	392	378	386	437	385	396.4
Essex	13	9	17	8	7	3	4	7	8	8	7	7	6	7.6
Franklin	131	142	103	131	96	134	116	112	116	134	93	130	148	121.3
Grand Isle	3	9	14	1	5	2	10	11	15	6	12	6	5	8.0
Lamoille	45	53	66	52	46	62	47	66	62	70	48	56	58	57.2
Orange	43	33	40	33	52	25	33	25	48	30	38	29	46	36.0
Orleans	70	67	55	55	39	59	33	41	59	47	47	49	37	49.0
Rutland	114	105	99	105	108	165	146	144	144	133	173	167	127	134.8
Washington	120	109	120	94	104	104	76	86	84	88	102	119	109	99.6
Windham	168	180	130	143	99	119	129	92	119	112	118	112	131	123.7
Windsor	164	108	121	120	112	124	105	102	138	109	139	164	130	122.7
Total	1565	1439	1486	1341	1198	1488	1263	1261	1440	1331	1370	1566	1400	1381.9



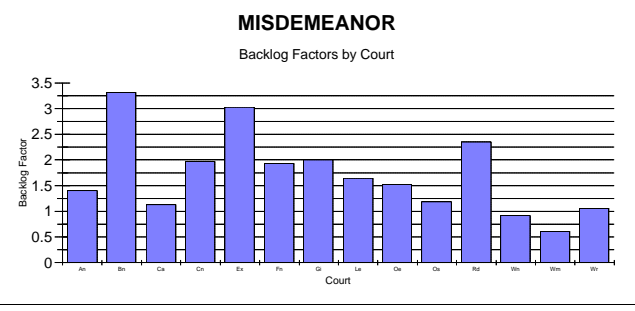
DISTRICT COURT MISDEMEANOR CASES DISPOSED

COURT	8/01	9/01	10/01	11/01	12/01	1/02	2/02	3/02	4/02	5/02	6/02	7/02	8/02	12 Mo. Avg
Addison	66	74	72	45	55	54	50	44	74	55	55	55	80	59.4
Bennington	78	88	128	88	60	85	53	104	134	65	38	87	76	83.8
Caledonia	96	69	80	48	106	75	70	82	90	61	53	58	56	70.7
Chittenden	441	367	470	393	377	447	389	376	386	391	300	358	373	385.6
Essex	7	14	14	8	6	13	10	17	10	5	9	8	4	9.8
Franklin	124	86	116	75	101	155	94	114	109	124	110	93	87	105.3
Grand Isle	12	10	9	9	11	7	7	5	7	7	7	9	11	8.3
Lamoille	54	32	55	30	41	87	51	27	57	53	33	52	46	47.0
Orange	40	45	57	25	27	46	38	46	27	22	30	37	24	35.3
Orleans	29	81	76	67	28	68	37	53	45	48	51	62	25	53.4
Rutland	129	80	118	88	95	130	117	100	151	123	108	108	166	115.3
Washington	118	114	108	131	106	154	96	96	104	94	76	102	115	108.0
Windham	160	121	163	138	131	129	133	133	101	140	113	197	126	135.4
Windsor	158	95	146	97	91	151	133	119	108	105	102	113	125	115.4
Total	1512	1276	1612	1242	1235	1601	1278	1316	1403	1293	1085	1339	1314	1332.8



DISTRICT COURT MISDEMEANOR CASES PENDING OVER 60 DAYS

COURT	8/01	9/01	10/01	11/01	12/01	1/02	2/02	3/02	4/02	5/02	6/02	7/02	8/02	Avg Added	30 Day Backlog Factor
Addison	67	64	46	47	46	52	50	66	81	83	83	93	82	58.6	1.40
Bennington	175	200	201	206	230	249	274	277	240	255	285	309	332	100.1	3.32
Caledonia	89	58	58	63	77	78	59	58	49	61	73	75	76	67.1	1.13
Chittenden	620	601	575	599	687	638	627	650	686	676	736	730	782	396.4	1.97
Essex	34	29	28	28	34	31	27	28	23	26	24	23	23	7.6	3.03
Franklin	89	135	147	194	196	179	188	195	194	187	189	212	234	121.3	1.93
Grand Isle	14	22	18	15	16	11	10	11	10	10	21	17	16	8.0	2.00
Lamoille	37	39	32	53	52	59	60	73	67	58	79	98	94	57.2	1.64
Orange	49	61	48	46	60	44	50	37	35	34	46	43	55	36.0	1.53
Orleans	78	69	66	61	74	62	57	63	60	60	51	35	58	49.0	1.18
Rutland	139	173	169	176	198	180	188	219	217	226	266	303	317	134.8	2.35
Washington	134	151	163	136	144	118	111	99	89	89	93	82	91	99.6	0.91
Windham	116	127	112	121	99	99	81	68	79	75	74	90	76	123.7	0.61
Windsor	115	116	111	116	141	135	112	107	98	108	116	113	130	122.7	1.06
Total	1756	1845	1774	1861	2054	1935	1894	1951	1928	1948	2136	2223	2366	1381.9	1.71

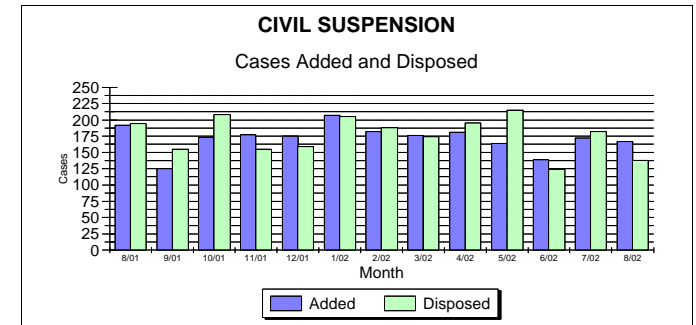


Misdemeanor Backlog Factor = number of cases pending over 60 days divided by average number of cases added in 30 days.

* Estimate

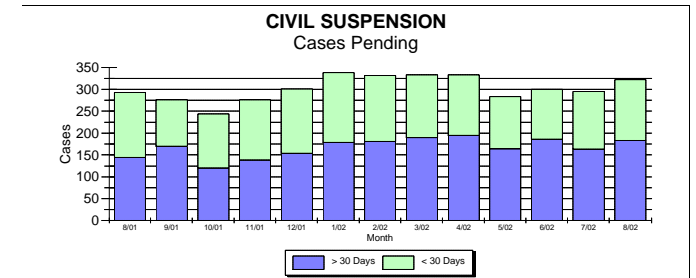
DISTRICT COURT CIVIL SUSPENSION CASES ADDED

COURT	8/01	9/01	10/01	11/01	12/01	1/02	2/02	3/02	4/02	5/02	6/02	7/02	8/02	12 Mo. Avg
Addison	7	4	10	5	4	15	7	6	13	9	7	7	5	7.7
Bennington	12	7	7	5	4	7	5	12	5	8	1	12	8	6.8
Caledonia	7	2	1	4	5	12	7	5	11	6	7	4	4	5.7
Chittenden	64	41	53	50	52	64	63	51	51	52	50	48	45	51.7
Essex	1	0	1	1	2	0	1	1	0	0	0	0	1	0.6
Franklin	19	10	21	20	18	9	7	14	14	10	11	23	30	15.6
Grand Isle	2	2	3	2	1	1	1	2	2	2	2	2	1	1.7
Lamoille	7	4	13	13	7	7	10	13	8	6	4	6	8	8.3
Orange	4	6	6	11	5	1	5	3	3	2	2	5	5	4.5
Orleans	12	3	3	4	7	6	8	4	2	6	2	0	6	4.3
Rutland	10	10	16	16	17	19	26	28	23	17	14	13	14	17.8
Washington	18	12	13	14	13	28	14	12	10	12	15	20	6	14.1
Windham	6	11	11	20	24	26	13	13	19	13	11	13	15	15.8
Windsor	23	13	15	12	16	12	15	13	20	21	13	19	19	15.7
Total	192	125	173	177	175	207	182	176	181	164	139	172	167	169.8



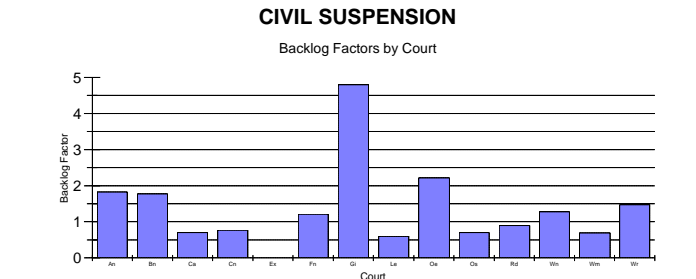
DISTRICT COURT CIVIL SUSPENSION CASES DISPOSED

COURT	8/01	9/01	10/01	11/01	12/01	1/02	2/02	3/02	4/02	5/02	6/02	7/02	8/02	12 Mo. Avg
Addison	6	6	11	6	6	9	9	3	12	6	5	10	9	7.7
Bennington	9	9	7	6	4	7	3	11	10	11	2	3	4	6.4
Caledonia	14	3	4	1	4	7	11	6	6	11	5	8	3	5.8
Chittenden	72	58	70	60	52	69	60	61	58	71	44	59	39	58.4
Essex	1	1	0	0	0	1	3	1	1	0	0	0	1	0.7
Franklin	15	12	16	14	18	11	17	13	14	18	7	10	17	13.9
Grand Isle	0	3	3	1	4	2	0	1	2	2	3	0	1	1.8
Lamoille	7	5	13	6	11	6	10	8	8	13	3	11	3	8.1
Orange	9	5	7	5	4	6	5	6	1	2	2	2	3	4.0
Orleans	6	12	2	2	4	4	5	7	8	6	1	3	2	4.7
Rutland	10	7	22	15	7	13	17	17	34	27	15	20	16	17.5
Washington	19	11	17	13	9	24	19	20	6	12	9	16	11	13.9
Windham	4	8	12	15	25	30	20	13	13	24	8	20	9	16.4
Windsor	22	15	24	11	11	16	9	7	22	12	20	20	20	15.6
Total	194	155	208	155	159	205	188	174	195	215	124	182	138	174.8



DISTRICT COURT CIVIL SUSPENSION CASES PENDING OVER 30 DAYS

COURT	8/01	9/01	10/01	11/01	12/01	1/02	2/02	3/02	4/02	5/02	6/02	7/02	8/02	30 Day Avg Added	Backlog Factor
Addison	8	9	2	7	10	6	10	13	10	14	19	16	14	7.7	1.83
Bennington	4	5	6	7	8	7	9	6	5	3	6	6	12	6.8	1.78
Caledonia	6	3	1	2	1	3	6	5	6	6	4	4	4	5.7	0.71
Chittenden	47	59	35	38	40	52	54	54	58	41	47	42	40	51.7	0.77
Essex	0	0	0	1	2	3	0	0	0	0	0	0	0	0.6	0.00
Franklin	8	13	12	16	17	25	16	10	11	9	8	13	19	15.6	1.22
Grand Isle	6	6	4	6	4	3	4	4	7	7	6	8	8	1.7	4.80
Lamoille	3	5	2	6	6	5	3	5	10	7	8	4	5	8.3	0.61
Orange	4	2	5	5	9	8	3	4	4	5	8	8	10	4.5	2.22
Orleans	3	1	1	2	2	6	7	7	3	2	4	4	3	4.3	0.71
Rutland	13	16	11	9	14	18	22	33	29	21	22	17	16	17.8	0.90
Washington	10	16	9	10	14	12	14	9	11	12	12	11	18	14.1	1.28
Windham	17	17	17	17	12	13	12	12	16	9	12	8	11	15.8	0.70
Windsor	15	18	15	12	15	18	21	28	25	28	30	22	23	15.7	1.47
Total	144	170	120	138	154	179	181	190	195	164	186	163	183	169.8	1.08



Civil Suspension Backlog Factor = number of cases pending over 30 days divided by number of cases added in 30 days.