

**DISTRICT COURT BACKLOG FACTORS**  
2/02

	Felonies	Misdemeanors	Civil T Suspension
Addison	1.81	0.85	1.29
Bennington	4.24	2.92	1.32
Caledonia	1.97	0.85	0.96
Chittenden	2.01	1.60	1.02
Essex	3.61	3.18	0.00
Franklin	1.92	1.59	1.05
Grand Isle	5.00	1.29	1.92
Lamoille	2.15	1.13	0.35
Orange	2.83	1.37	0.51
Orleans	1.88	1.07	1.27
Rutland	2.63	1.66	1.47
Washington	1.22	1.06	0.87
Windham	1.22	0.61	0.81
Windsor	2.10	0.93	1.28
<b>TOTAL</b>	<b>2.15</b>	<b>1.39</b>	<b>1.04</b>

Felony Backlog Factor = number of cases pending over 90 days divided by average number of cases added in 45 days.

Misdemeanor Backlog Factor = number of cases pending over 60 days divided by average number of cases added in 30 days.

Civil Suspension Backlog Factor = number of cases pending over 30 days divided by average of cases added in 30 days.

\*estimate

**DISTRICT COURT JUDGE DAYS**

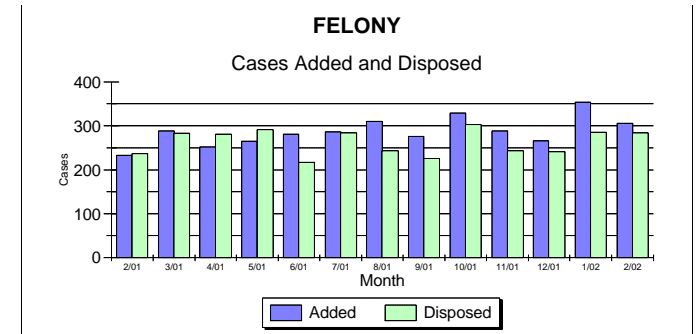
COURT	2/01	3/01	4/01	5/01	6/01	7/01	8/01	9/01	10/01	11/01	12/01	1/02	2/02	13 Mo. Avg
Addison	4.0	6.5	10.0	7.0	7.0	9.0	6.5	5.0	8.5	7.0	7.0	6.0	6.0	6.9
Bennington	18.0	11.0	18.0	22.0	10.5	18.5	15.5	14.0	22.0	18.5	15.5	18.5	17.0	16.8
Caledonia	8.0	12.0	12.5	16.5	8.0	11.0	14.0	9.0	13.0	8.0	10.0	10.0	12.5	11.1
Chittenden	48.0	52.5	44.0	48.0	47.5	43.0	40.0	40.0	53.5	48.0	38.0	49.5	46.0	46.0
Essex	2.8	3.3	5.0	3.5	1.8	2.8	2.0	4.0	2.0	1.3	1.0	4.0	2.8	2.8
Franklin	11.0	17.0	13.5	19.0	11.0	6.0	15.0	12.5	20.0	17.5	10.5	16.5	18.0	14.4
Grand Isle	1.0	1.5	0.3	2.5	0.0	1.5	1.5	3.8	0.8	2.8	1.8	2.5	0.8	1.6
Lamoille	4.0	3.5	5.0	4.0	2.0	3.0	4.0	3.0	8.0	4.0	5.0	6.0	4.0	4.3
Orange	2.0	6.0	7.0	5.0	2.0	8.0	4.0	4.0	8.0	5.0	4.0	5.0	4.0	4.9
Orleans	13.0	7.0	10.0	15.0	6.0	10.0	10.0	12.0	13.0	17.0	3.0	17.0	10.0	11.0
Rutland	20.0	20.0	20.0	24.0	10.0	27.0	19.0	23.0	19.0	20.0	16.0	22.0	17.0	19.8
Washington	15.0	10.5	10.5	15.0	12.5	13.0	13.0	15.5	18.5	13.0	14.0	18.5	15.5	14.2
Windham	11.0	18.5	15.0	20.0	17.0	21.0	20.0	16.0	32.0	15.5	13.5	19.0	18.0	18.2
Windsor	11.0	15.0	18.0	14.0	16.0	20.0	18.0	17.0	22.0	16.0	14.0	21.0	14.0	16.6
<b>TOTAL</b>	<b>168.8</b>	<b>184.3</b>	<b>188.8</b>	<b>215.5</b>	<b>151.3</b>	<b>193.8</b>	<b>182.5</b>	<b>178.8</b>	<b>240.3</b>	<b>193.6</b>	<b>153.3</b>	<b>215.5</b>	<b>185.6</b>	<b>188.6</b>

**DISTRICT COURT ACTING JUDGE DAYS**

COURT	2/01	3/01	4/01	5/01	6/01	7/01	8/01	9/01	10/01	11/01	12/01	1/02	2/02	13 Mo. Avg
Addison	0.5	0.0	0.0	0.0	0.0	0.0	0.0	0.0	0.0	0.0	0.0	0.0	0.0	0.0
Bennington	0.0	4.0	0.5	0.0	0.5	0.0	0.0	2.0	0.0	0.0	0.0	0.0	0.0	0.5
Caledonia	1.5	2.0	2.5	1.5	1.0	2.0	2.0	1.0	3.0	1.5	1.0	1.5	0.5	1.6
Chittenden	0.5	2.0	1.0	2.5	2.0	0.5	1.5	0.5	0.5	0.0	0.0	0.0	0.0	0.8
Essex	1.0	0.0	0.0	0.0	0.0	0.0	0.0	0.0	0.0	0.0	0.0	0.0	0.0	0.1
Franklin	2.0	2.0	1.5	1.5	1.5	4.0	2.0	1.5	1.5	1.5	1.5	1.5	1.5	1.8
Grand Isle	1.0	1.0	1.0	1.5	1.5	1.5	1.0	1.0	1.0	1.0	1.0	1.5	1.0	1.2
Lamoille	1.0	1.0	0.5	1.0	2.5	1.5	1.0	1.0	0.0	0.0	0.0	0.0	1.0	0.8
Orange	0.0	1.0	0.0	1.0	0.0	0.5	0.0	1.0	1.0	1.0	0.0	0.0	0.0	0.4
Orleans	0.0	0.0	1.0	0.0	1.0	0.5	2.0	0.0	0.0	0.0	1.0	0.0	0.0	0.4
Rutland	0.0	0.0	0.0	0.0	0.0	0.0	0.0	0.0	0.0	0.0	0.0	0.0	0.0	0.0
Washington	0.0	1.0	1.5	0.5	1.0	0.5	1.0	0.5	0.0	0.0	0.0	0.0	0.0	0.5
Windham	0.0	1.0	2.0	2.0	1.0	0.0	0.5	0.0	0.5	0.0	0.0	0.0	0.5	0.6
Windsor	2.0	0.0	0.0	0.0	1.0	0.0	0.0	0.0	1.0	0.0	0.0	0.0	2.0	0.5
<b>TOTAL</b>	<b>9.5</b>	<b>15.0</b>	<b>11.5</b>	<b>11.5</b>	<b>13.0</b>	<b>11.0</b>	<b>11.0</b>	<b>8.5</b>	<b>8.5</b>	<b>5.0</b>	<b>4.5</b>	<b>4.5</b>	<b>6.5</b>	<b>9.2</b>

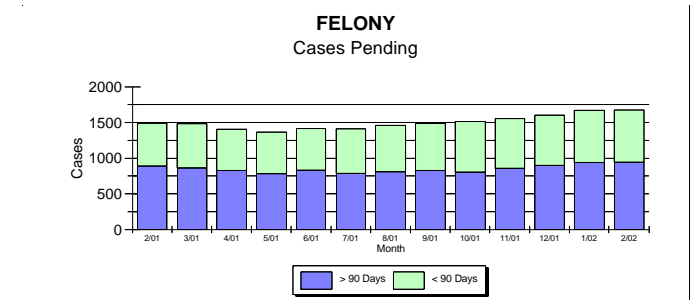
**DISTRICT COURT FELONY CASES ADDED**

COURT	2/01	3/01	4/01	5/01	6/01	7/01	8/01	9/01	10/01	11/01	12/01	1/02	2/02	12 Mo. Avg
Addison	9	14	10	6	10	9	12	13	7	11	7	20	9	10.7
Bennington	15	23	16	22	17	24	32	23	25	24	15	31	16	22.3
Caledonia	8	20	13	7	18	13	13	14	19	8	7	10	12	12.8
Chittenden	94	110	101	95	90	93	100	84	113	102	92	111	102	99.4
Essex	0	3	1	1	3	3	4	2	1	1	5	2	5	2.6
Franklin	19	26	20	24	18	26	23	19	27	31	21	25	27	23.9
Grand Isle	1	0	2	1	5	2	1	3	6	0	1	3	0	2.0
Lamoille	11	5	12	6	5	4	15	13	17	9	5	10	7	9.0
Orange	4	4	6	7	12	7	6	8	7	6	5	9	5	6.8
Orleans	6	8	5	8	10	12	12	10	12	12	7	17	15	10.7
Rutland	17	23	21	27	25	27	27	22	25	21	26	35	19	24.8
Washington	17	17	14	21	18	23	12	22	21	17	32	28	31	21.3
Windham	13	24	20	18	29	23	27	21	21	28	16	27	35	24.1
Windsor	19	11	11	22	21	20	26	22	28	18	27	26	23	21.3
<b>Total</b>	<b>233</b>	<b>288</b>	<b>252</b>	<b>265</b>	<b>281</b>	<b>286</b>	<b>310</b>	<b>276</b>	<b>329</b>	<b>288</b>	<b>266</b>	<b>354</b>	<b>306</b>	<b>291.8</b>



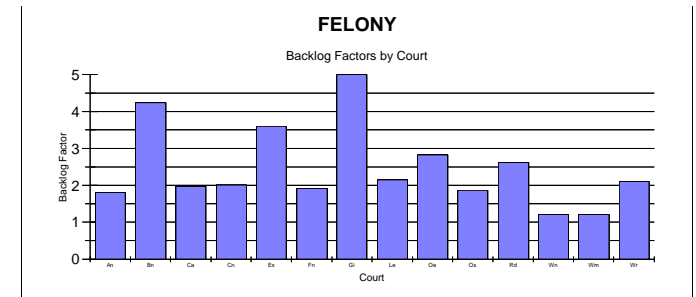
**DISTRICT COURT FELONY CASES DISPOSED**

COURT	2/01	3/01	4/01	5/01	6/01	7/01	8/01	9/01	10/01	11/01	12/01	1/02	2/02	12 Mo. Avg
Addison	6	6	5	8	9	13	9	16	13	6	3	11	5	8.7
Bennington	13	19	12	14	9	24	11	10	23	15	10	18	17	15.2
Caledonia	9	15	4	11	8	8	12	5	16	7	23	11	14	11.2
Chittenden	89	89	113	95	68	90	102	79	96	81	84	82	85	88.7
Essex	0	5	1	2	4	1	1	5	5	2	2	5	1	2.8
Franklin	26	18	23	26	27	21	20	12	16	13	16	21	18	19.3
Grand Isle	1	2	1	1	0	4	2	0	1	2	5	1	1	1.7
Lamoille	9	8	14	10	3	9	7	5	10	5	9	11	13	8.7
Orange	2	10	6	6	3	8	6	9	5	4	6	13	4	6.7
Orleans	9	18	6	20	5	16	7	9	15	17	2	16	16	12.3
Rutland	11	29	41	36	19	26	21	21	23	28	28	31	28	27.6
Washington	27	20	6	19	22	10	9	24	36	18	17	30	28	19.9
Windham	19	18	36	18	19	24	18	17	26	33	22	18	27	23.0
Windsor	16	26	13	25	21	30	18	14	18	12	14	17	27	19.6
<b>Total</b>	<b>237</b>	<b>283</b>	<b>281</b>	<b>291</b>	<b>217</b>	<b>284</b>	<b>243</b>	<b>226</b>	<b>303</b>	<b>243</b>	<b>241</b>	<b>285</b>	<b>284</b>	<b>265.1</b>



**DISTRICT COURT FELONY CASES PENDING OVER 90 DAYS**

COURT	2/01	3/01	4/01	5/01	6/01	7/01	8/01	9/01	10/01	11/01	12/01	1/02	2/02	45 Day Avg Added	Backlog Factor
Addison	18	22	23	23	23	25	25	23	18	19	24	24	29	16.0	1.81
Bennington	64	63	71	70	87	86	94	103	103	121	133	139	142	33.5	4.24
Caledonia	14	10	11	9	21	22	34	34	29	39	39	44	38	19.3	1.97
Chittenden	311	310	295	285	313	293	274	269	268	274	270	291	300	149.1	2.01
Essex	21	21	23	21	21	20	20	17	17	17	17	13	14	3.9	3.61
Franklin	41	46	38	34	32	31	34	36	36	50	54	62	69	35.9	1.92
Grand Isle	10	11	7	8	8	7	7	11	13	12	12	14	15	3.0	5.00
Lamoille	13	12	10	12	13	15	14	14	9	20	23	36	29	13.5	2.15
Orange	33	25	28	26	28	22	24	27	25	26	30	24	29	10.3	2.83
Orleans	45	42	44	33	34	30	29	33	33	29	36	33	30	16.0	1.88
Rutland	128	114	94	81	86	92	98	101	105	109	106	98	98	37.3	2.63
Washington	50	60	66	68	65	65	68	65	51	43	51	46	39	32.0	1.22
Windham	71	66	51	48	48	39	43	49	51	49	44	42	44	36.1	1.22
Windsor	71	62	65	62	53	41	43	46	45	51	60	73	67	31.9	2.10
<b>Total</b>	<b>890</b>	<b>864</b>	<b>826</b>	<b>780</b>	<b>832</b>	<b>788</b>	<b>807</b>	<b>828</b>	<b>803</b>	<b>859</b>	<b>899</b>	<b>939</b>	<b>943</b>	<b>437.6</b>	<b>2.15</b>

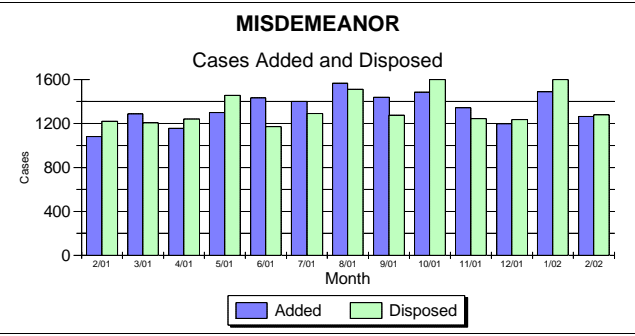


Felony Backlog Factor=number of cases pending over 90 days divided by average number of cases added in 45 days.

\* Estimate

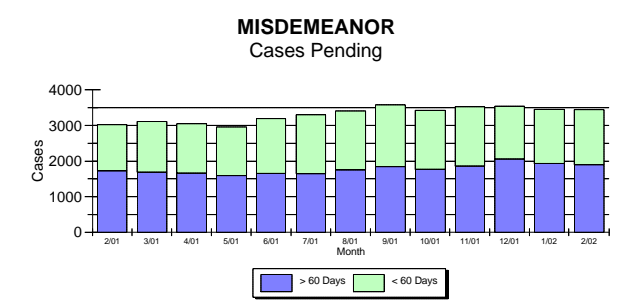
**DISTRICT COURT MISDEMEANOR CASES ADDED**

COURT	2/01	3/01	4/01	5/01	6/01	7/01	8/01	9/01	10/01	11/01	12/01	1/02	2/02	12 Mo. Avg
Addison	40	54	45	43	76	66	53	73	56	53	38	81	65	58.6
Bennington	30	83	70	79	102	111	114	107	95	110	78	106	71	93.8
Caledonia	55	76	65	43	105	69	92	61	58	62	51	77	75	69.5
Chittenden	335	348	317	396	420	369	435	383	512	374	363	427	353	391.4
Essex	5	14	2	9	9	7	13	9	17	8	7	3	4	8.5
Franklin	85	86	109	135	94	138	131	142	103	131	96	134	116	117.9
Grand Isle	5	2	14	2	7	24	3	9	14	1	5	2	10	7.8
Lamoille	47	56	62	59	55	35	45	53	66	52	46	62	47	53.2
Orange	18	23	30	28	52	45	43	33	40	33	52	25	33	36.4
Orleans	36	54	36	66	49	57	70	67	55	55	39	59	33	53.3
Rutland	113	112	87	98	111	107	114	105	99	105	108	165	146	113.1
Washington	106	94	87	116	89	148	120	109	120	94	104	104	76	105.1
Windham	91	164	113	108	140	110	168	180	130	143	99	119	129	133.6
Windsor	114	119	119	116	123	114	164	108	121	120	112	124	105	120.4
<b>Total</b>	<b>1080</b>	<b>1285</b>	<b>1156</b>	<b>1298</b>	<b>1432</b>	<b>1400</b>	<b>1565</b>	<b>1439</b>	<b>1486</b>	<b>1341</b>	<b>1198</b>	<b>1488</b>	<b>1263</b>	<b>1362.6</b>



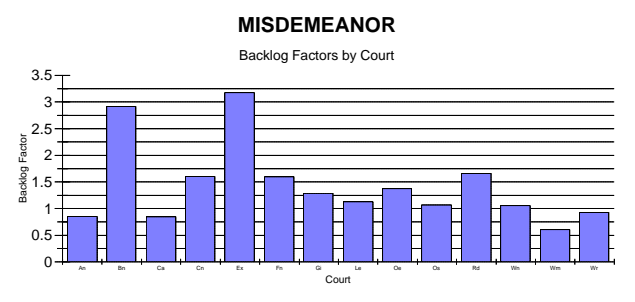
**DISTRICT COURT MISDEMEANOR CASES DISPOSED**

COURT	2/01	3/01	4/01	5/01	6/01	7/01	8/01	9/01	10/01	11/01	12/01	1/02	2/02	12 Mo. Avg
Addison	47	55	59	66	47	58	66	74	72	45	55	54	50	58.4
Bennington	50	70	72	79	63	111	78	88	128	88	60	85	53	81.3
Caledonia	47	81	48	109	67	61	96	69	80	48	106	75	70	75.8
Chittenden	418	314	371	405	332	313	441	367	470	393	377	447	389	384.9
Essex	6	6	13	14	6	5	7	14	14	8	6	13	10	9.7
Franklin	114	101	86	117	89	89	124	86	116	75	101	155	94	102.8
Grand Isle	7	4	11	2	3	14	12	10	9	9	11	7	7	8.3
Lamoille	54	49	60	44	40	53	54	32	55	30	41	87	51	49.7
Orange	9	38	37	27	28	35	40	45	57	25	27	46	38	36.9
Orleans	67	47	44	96	48	72	29	81	76	67	28	68	37	57.8
Rutland	100	119	124	110	104	103	129	80	118	88	95	130	117	109.8
Washington	105	100	72	111	81	96	118	114	108	131	106	154	96	107.3
Windham	94	102	136	133	154	144	160	121	163	138	131	129	133	137.0
Windsor	104	120	106	142	110	134	158	95	146	97	91	151	133	123.6
<b>Total</b>	<b>1222</b>	<b>1206</b>	<b>1239</b>	<b>1455</b>	<b>1172</b>	<b>1288</b>	<b>1512</b>	<b>1276</b>	<b>1612</b>	<b>1242</b>	<b>1235</b>	<b>1601</b>	<b>1278</b>	<b>1343.0</b>



**DISTRICT COURT MISDEMEANOR CASES PENDING OVER 60 DAYS**

COURT	2/01	3/01	4/01	5/01	6/01	7/01	8/01	9/01	10/01	11/01	12/01	1/02	2/02	30 Day Avg Added	Backlog Factor
Addison	35	51	49	57	57	55	67	64	46	47	46	52	50	58.6	0.85
Bennington	151	151	154	143	161	141	175	200	201	206	230	249	274	93.8	2.92
Caledonia	42	38	45	44	49	44	89	58	58	63	77	78	59	69.5	0.85
Chittenden	555	573	571	553	570	595	620	601	575	599	687	638	627	391.4	1.60
Essex	31	34	29	31	31	31	34	29	28	28	34	31	27	8.5	3.18
Franklin	91	75	73	64	76	100	89	135	147	194	196	179	188	117.9	1.59
Grand Isle	9	17	10	11	21	16	14	22	18	15	16	11	10	7.8	1.29
Lamoille	24	26	20	34	41	46	37	39	32	53	52	59	60	53.2	1.13
Orange	57	40	33	33	48	40	49	61	48	46	60	44	50	36.4	1.37
Orleans	109	110	111	74	66	60	78	69	66	61	74	62	57	53.3	1.07
Rutland	188	163	149	152	144	150	139	173	169	176	198	180	188	113.1	1.66
Washington	114	107	123	102	112	124	134	151	163	136	144	118	111	105.1	1.06
Windham	163	167	161	170	145	114	116	127	112	121	99	99	81	133.6	0.61
Windsor	154	143	139	129	138	132	115	116	111	116	141	135	112	120.4	0.93
<b>Total</b>	<b>1723</b>	<b>1695</b>	<b>1667</b>	<b>1597</b>	<b>1659</b>	<b>1648</b>	<b>1756</b>	<b>1845</b>	<b>1774</b>	<b>1861</b>	<b>2054</b>	<b>1935</b>	<b>1894</b>	<b>1362.6</b>	<b>1.39</b>

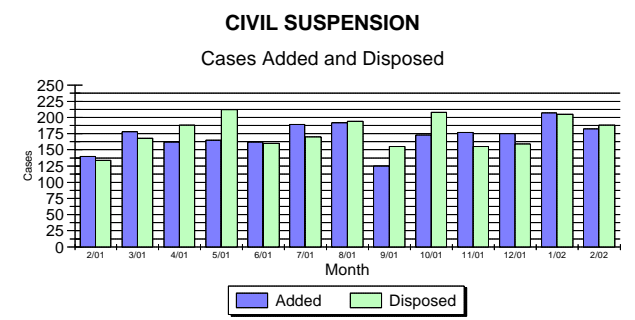


Misdemeanor Backlog Factor = number of cases pending over 60 days divided by average number of cases added in 30 days.

\* Estimate

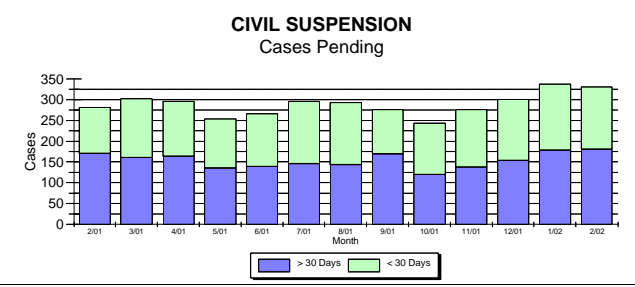
**DISTRICT COURT CIVIL SUSPENSION CASES ADDED**

COURT	2/01	3/01	4/01	5/01	6/01	7/01	8/01	9/01	10/01	11/01	12/01	1/02	2/02	12 Mo. Avg
Addison	2	7	12	7	5	10	7	4	10	5	4	15	7	7.8
Bennington	5	8	4	10	5	8	12	7	7	5	4	7	5	6.8
Caledonia	5	9	7	6	7	8	7	2	1	4	5	12	7	6.3
Chittenden	31	52	36	49	55	54	64	41	53	50	52	64	63	52.8
Essex	0	2	0	0	0	1	1	0	1	1	2	0	1	0.8
Franklin	9	12	24	10	18	15	19	10	21	20	18	9	7	15.3
Grand Isle	0	3	0	3	2	5	2	2	3	2	1	1	1	2.1
Lamoille	15	12	10	3	12	6	7	4	13	13	7	7	10	8.7
Orange	4	5	5	8	2	12	4	6	6	11	5	1	5	5.8
Orleans	1	6	4	5	5	3	12	3	3	4	7	6	8	5.5
Rutland	14	14	12	19	7	14	10	10	16	16	17	19	26	15.0
Washington	12	13	14	19	15	20	18	12	13	14	13	28	14	16.1
Windham	16	14	17	9	10	16	6	11	11	20	24	26	13	14.8
Windsor	26	21	17	17	19	17	23	13	15	12	16	12	15	16.4
<b>Total</b>	<b>140</b>	<b>178</b>	<b>162</b>	<b>165</b>	<b>162</b>	<b>189</b>	<b>192</b>	<b>125</b>	<b>173</b>	<b>177</b>	<b>175</b>	<b>207</b>	<b>182</b>	<b>173.9</b>



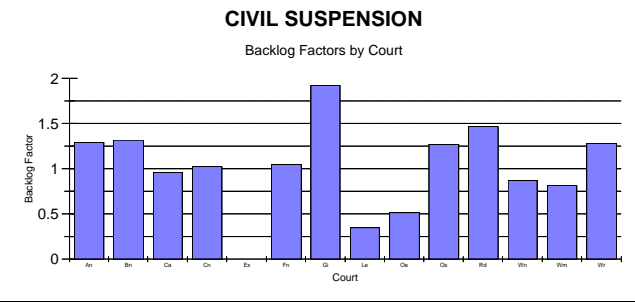
**DISTRICT COURT CIVIL SUSPENSION CASES DISPOSED**

COURT	2/01	3/01	4/01	5/01	6/01	7/01	8/01	9/01	10/01	11/01	12/01	1/02	2/02	12 Mo. Avg
Addison	2	3	12	7	6	9	6	6	11	6	6	9	9	7.5
Bennington	6	9	8	8	5	7	9	9	7	6	4	7	3	6.8
Caledonia	5	4	5	11	8	5	14	3	4	1	4	7	11	6.4
Chittenden	38	36	38	70	47	46	72	58	70	60	52	69	60	56.5
Essex	1	0	2	0	0	0	1	1	0	0	0	1	3	0.7
Franklin	10	16	13	26	13	13	15	12	16	14	18	11	17	15.3
Grand Isle	1	1	3	1	1	5	0	3	3	1	4	2	0	2.0
Lamoille	8	12	17	9	4	11	7	5	13	6	11	6	10	9.3
Orange	1	8	8	1	9	5	9	5	7	5	4	6	5	6.0
Orleans	3	6	3	6	2	4	6	12	2	2	4	4	5	4.7
Rutland	9	17	19	16	10	16	10	7	22	15	7	13	17	14.1
Washington	15	15	8	21	13	17	19	11	17	13	9	24	19	15.5
Windham	11	28	30	17	20	8	4	8	12	15	25	30	20	18.1
Windsor	24	13	22	19	22	24	22	15	24	11	11	16	9	17.3
<b>Total</b>	<b>134</b>	<b>168</b>	<b>188</b>	<b>212</b>	<b>160</b>	<b>170</b>	<b>194</b>	<b>155</b>	<b>208</b>	<b>155</b>	<b>159</b>	<b>205</b>	<b>188</b>	<b>180.2</b>



**DISTRICT COURT CIVIL SUSPENSION CASES PENDING OVER 30 DAYS**

COURT	2/01	3/01	4/01	5/01	6/01	7/01	8/01	9/01	10/01	11/01	12/01	1/02	2/02	30 Day Avg Added	Backlog Factor
Addison	7	8	6	6	8	4	8	9	2	7	10	6	10	7.8	1.29
Bennington	8	3	3	3	3	2	4	5	6	7	8	7	9	6.8	1.32
Caledonia	3	4	8	3	2	5	6	3	1	2	1	3	6	6.3	0.96
Chittenden	30	38	61	47	46	64	47	59	35	38	40	52	54	52.8	1.02
Essex	0	0	0	0	0	0	0	0	0	1	2	3	0	0.8	0.00
Franklin	12	7	9	4	5	7	8	13	12	16	17	25	16	15.3	1.05
Grand Isle	3	2	3	2	4	3	6	6	4	6	4	3	4	2.1	1.92
Lamoille	4	7	5	3	3	4	3	5	2	6	6	5	3	8.7	0.35
Orange	5	3	3	4	4	2	4	2	5	5	9	8	3	5.8	0.51
Orleans	2	2	2	1	3	5	3	1	1	2	2	6	7	5.5	1.27
Rutland	20	16	10	9	19	16	13	16	11	9	14	18	22	15.0	1.47
Washington	6	6	8	7	11	8	10	16	9	10	14	12	14	16.1	0.87
Windham	49	35	18	17	10	10	17	17	17	17	12	13	12	14.8	0.81
Windsor	22	30	28	30	22	16	15	18	15	12	15	18	21	16.4	1.28
<b>Total</b>	<b>171</b>	<b>161</b>	<b>164</b>	<b>136</b>	<b>140</b>	<b>146</b>	<b>144</b>	<b>170</b>	<b>120</b>	<b>138</b>	<b>154</b>	<b>179</b>	<b>181</b>	<b>173.9</b>	<b>1.04</b>



Civil Suspension Backlog Factor = number of cases pending over 30 days divided by number of cases added in 30 days.