

DISTRICT COURT BACKLOG FACTORS
9/01

	Felonies	Misdemeanors	Civil Suspension
Addison	1.47	1.16	1.46
Bennington	3.48	2.31	0.68
Caledonia	1.92	0.88	0.52
Chittenden	1.85	1.67	1.35
Essex	4.39	3.38	0.00
Franklin	1.13	1.26	1.00
Grand Isle	3.67	2.56	3.60
Lamoille	1.07	0.80	0.67
Orange	2.63	1.86	0.34
Orleans	2.34	1.34	0.22
Rutland	2.84	1.62	1.33
Washington	2.03	1.41	1.03
Windham	1.63	1.04	1.37
Windsor	1.59	0.97	0.94
TOTAL	2.01	1.44	1.09

Felony Backlog Factor = number of cases pending over 90 days divided by average number of cases added in 45 days.

Misdemeanor Backlog Factor = number of cases pending over 60 days divided by average number of cases added in 30 days.

Civil Suspension Backlog Factor = number of cases pending over 30 days divided by average number of cases added in 30 days.

*estimate

DISTRICT COURT JUDGE DAYS

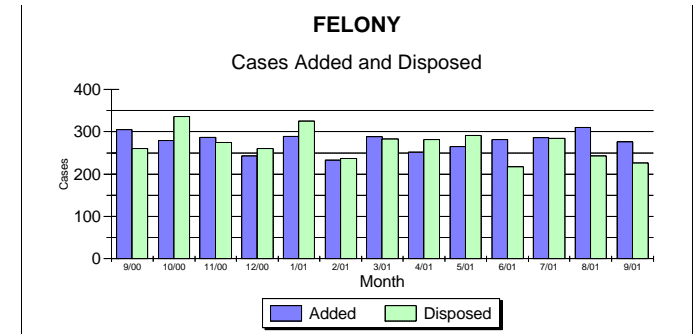
COURT	9/00	10/00	11/00	12/00	1/01	2/01	3/01	4/01	5/01	6/01	7/01	8/01	9/01	13 Mo. Avg
Addison	6.5	9.8	7.0	6.5	9.5	4.0	6.5	10.0	7.0	7.0	9.0	6.5	5.0	7.3
Bennington	17.0	18.5	16.5	13.0	18.5	18.0	11.0	18.0	22.0	10.5	18.5	15.5	14.0	16.2
Caledonia	11.0	12.5	8.0	3.5	7.0	8.0	12.0	12.5	16.5	8.0	11.0	14.0	9.0	10.2
Chittenden	54.0	47.0	52.5	39.5	54.5	48.0	52.5	44.0	48.0	47.5	43.0	40.0	40.0	47.0
Essex	3.0	1.0	3.5	1.3	2.5	2.8	3.3	5.0	3.5	1.8	2.8	2.0	4.0	2.8
Franklin	11.5	13.0	14.5	11.0	14.5	11.0	17.0	13.5	19.0	11.0	6.0	15.0	12.5	13.0
Grand Isle	2.0	3.0	3.5	1.0	2.5	1.0	1.5	0.3	2.5	0.0	1.5	1.5	3.8	1.9
Lamoille	4.0	9.0	6.0	3.5	2.5	4.0	3.5	5.0	4.0	2.0	3.0	4.0	3.0	4.1
Orange	0.5	5.0	5.0	3.0	6.0	2.0	6.0	7.0	5.0	2.0	8.0	4.0	4.0	4.4
Orleans	9.0	10.0	6.0	8.0	14.0	13.0	7.0	10.0	15.0	6.0	10.0	10.0	12.0	10.0
Rutland	20.0	19.0	25.0	18.0	22.0	20.0	20.0	20.0	24.0	10.0	27.0	19.0	23.0	20.5
Washington	19.5	13.0	15.5	12.0	17.5	15.0	10.5	10.5	15.0	12.5	13.0	13.0	15.5	14.0
Windham	18.0	18.0	22.0	15.0	20.0	11.0	18.5	15.0	20.0	17.0	21.0	20.0	16.0	17.8
Windsor	14.0	17.0	17.0	14.0	20.0	11.0	15.0	18.0	14.0	16.0	20.0	18.0	17.0	16.2
TOTAL	190.0	195.8	202.0	149.3	211.0	168.8	184.3	188.8	215.5	151.3	193.8	182.5	178.8	185.5

DISTRICT COURT ACTING JUDGE DAYS

COURT	9/00	10/00	11/00	12/00	1/01	2/01	3/01	4/01	5/01	6/01	7/01	8/01	9/01	13 Mo. Avg
Addison	0.0	0.0	0.0	0.0	0.0	0.5	0.0	0.0	0.0	0.0	0.0	0.0	0.0	0.0
Bennington	0.0	0.5	0.5	0.5	0.0	0.0	4.0	0.5	0.0	0.5	0.0	0.0	2.0	0.7
Caledonia	2.0	2.5	2.0	1.0	1.5	1.5	2.0	2.5	1.5	1.0	2.0	2.0	1.0	1.7
Chittenden	1.0	2.0	0.0	1.5	2.5	0.5	2.0	1.0	2.5	2.0	0.5	1.5	0.5	1.3
Essex	0.0	0.0	0.0	0.0	0.0	1.0	0.0	0.0	0.0	0.0	0.0	0.0	0.0	0.1
Franklin	1.5	2.0	1.0	1.5	2.5	2.0	2.0	1.5	1.5	1.5	4.0	2.0	1.5	1.9
Grand Isle	0.5	1.5	0.0	2.0	1.0	1.0	1.0	1.0	1.5	1.5	1.0	1.0	1.0	1.1
Lamoille	1.0	0.0	0.5	0.5	2.0	1.0	1.0	0.5	1.0	2.5	1.5	1.0	1.0	1.0
Orange	0.0	1.0	0.0	0.0	0.0	0.0	1.0	0.0	1.0	0.0	0.5	0.0	1.0	0.3
Orleans	1.0	0.0	0.5	0.0	0.0	0.0	0.0	1.0	0.0	1.0	0.5	2.0	0.0	0.5
Rutland	1.0	2.0	0.0	2.0	0.0	0.0	0.0	0.0	0.0	0.0	0.0	0.0	0.0	0.4
Washington	1.5	0.5	0.5	0.0	0.0	0.0	1.0	1.5	0.5	1.0	0.5	1.0	0.5	0.7
Windham	1.0	3.0	0.0	0.0	1.0	0.0	1.0	2.0	2.0	1.0	0.0	0.5	0.0	0.9
Windsor	1.0	0.0	0.0	0.0	0.0	2.0	0.0	0.0	0.0	1.0	0.0	0.0	0.0	0.3
TOTAL	11.5	15.0	5.0	9.0	10.5	9.5	15.0	11.5	11.5	13.0	11.0	11.0	8.5	10.9

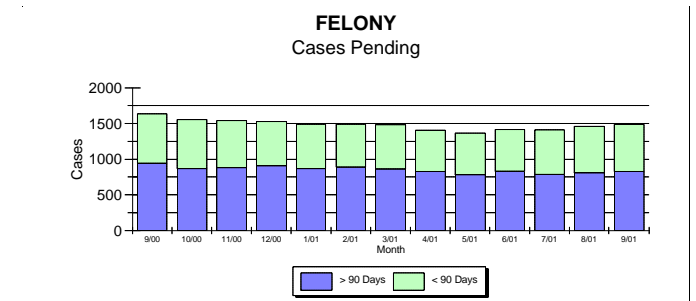
DISTRICT COURT FELONY CASES ADDED

COURT	9/00	10/00	11/00	12/00	1/01	2/01	3/01	4/01	5/01	6/01	7/01	8/01	9/01	12 Mo. Avg
Addison	14	10	11	10	11	9	14	10	6	10	9	12	13	10.4
Bennington	26	21	11	11	22	15	23	16	22	17	24	32	23	19.8
Caledonia	11	8	7	11	10	8	20	13	7	18	13	13	14	11.8
Chittenden	120	101	102	93	99	94	110	101	95	90	93	100	84	96.8
Essex	4	1	7	2	4	0	3	1	1	3	3	4	2	2.6
Franklin	24	24	20	14	21	19	26	20	24	18	26	23	19	21.2
Grand Isle	2	3	0	5	1	1	0	2	1	5	2	1	3	2.0
Lamoille	10	9	6	8	11	11	5	12	6	5	4	15	13	8.8
Orange	6	9	8	4	7	4	4	6	7	12	7	6	8	6.8
Orleans	10	3	12	11	16	6	8	5	8	10	12	12	10	9.4
Rutland	25	23	26	18	29	17	23	21	27	25	27	27	22	23.8
Washington	17	35	27	24	26	17	17	14	21	18	23	12	22	21.3
Windham	17	15	23	10	18	13	24	20	18	29	23	27	21	20.1
Windsor	19	17	27	22	14	19	11	11	22	21	20	26	22	19.3
Total	305	279	287	243	289	233	288	252	265	281	286	310	276	274.1



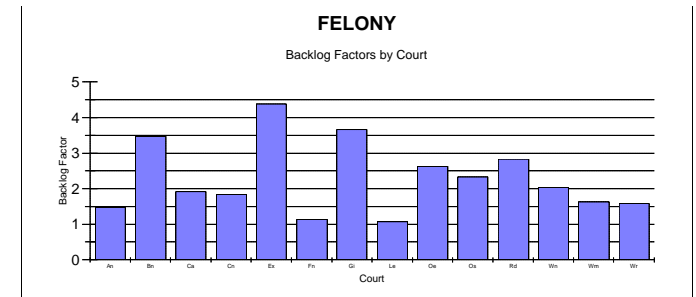
DISTRICT COURT FELONY CASES DISPOSED

COURT	9/00	10/00	11/00	12/00	1/01	2/01	3/01	4/01	5/01	6/01	7/01	8/01	9/01	12 Mo. Avg
Addison	9	13	13	8	7	6	6	5	8	9	13	9	16	9.4
Bennington	22	18	14	9	15	13	19	12	14	9	24	11	10	14.0
Caledonia	18	25	11	13	9	9	15	4	11	8	8	12	5	10.8
Chittenden	94	103	101	96	120	89	89	113	95	68	90	102	79	95.4
Essex	3	1	2	0	7	0	5	1	2	4	1	1	5	2.4
Franklin	20	51	47	25	34	26	18	23	26	27	21	20	12	27.5
Grand Isle	2	1	1	3	3	1	2	1	1	0	4	2	0	1.6
Lamoille	12	13	13	14	13	9	8	14	10	3	9	7	5	9.8
Orange	0	9	5	0	7	2	10	6	6	3	8	6	9	5.9
Orleans	5	6	15	6	12	9	18	6	20	5	16	7	9	10.8
Rutland	20	31	10	18	19	11	29	41	36	19	26	21	21	23.5
Washington	14	21	13	15	23	27	20	6	19	22	10	9	24	17.4
Windham	31	21	18	30	22	19	18	36	18	19	24	18	17	21.7
Windsor	10	23	12	23	34	16	26	13	25	21	30	18	14	21.3
Total	260	336	275	260	325	237	283	281	291	217	284	243	226	271.5



DISTRICT COURT FELONY CASES PENDING OVER 90 DAYS

COURT	9/00	10/00	11/00	12/00	1/01	2/01	3/01	4/01	5/01	6/01	7/01	8/01	9/01	45 Day Avg Added	Backlog Factor
Addison	18	14	13	13	14	18	22	23	23	23	25	25	23	15.6	1.47
Bennington	53	48	52	66	66	64	63	71	70	87	86	94	103	29.6	3.48
Caledonia	36	23	21	17	17	14	10	11	9	21	22	34	34	17.8	1.92
Chittenden	352	321	317	324	306	311	310	295	285	313	293	274	269	145.3	1.85
Essex	14	14	13	15	15	21	21	23	21	21	20	20	17	3.9	4.39
Franklin	92	87	68	60	50	41	46	38	34	32	31	34	36	31.8	1.13
Grand Isle	8	8	9	12	10	10	11	7	8	8	7	7	11	3.0	3.67
Lamoille	27	21	22	19	16	13	12	10	12	13	15	14	14	13.1	1.07
Orange	17	14	20	24	28	33	25	28	26	28	22	24	27	10.3	2.63
Orleans	48	51	47	48	44	45	42	44	33	34	30	29	33	14.1	2.34
Rutland	100	98	107	114	119	128	114	94	81	86	92	98	101	35.6	2.84
Washington	34	36	42	44	49	50	60	66	68	65	65	68	65	32.0	2.03
Windham	73	66	74	75	70	71	66	51	48	48	39	43	49	30.1	1.63
Windsor	73	66	75	76	62	71	62	65	62	53	41	43	46	29.0	1.59
Total	945	867	880	907	866	890	864	826	780	832	788	807	828	411.1	2.01

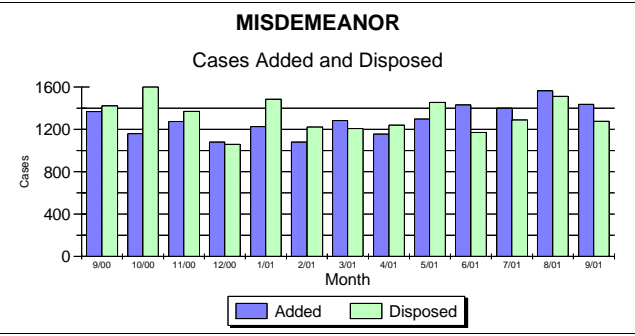


Felony Backlog Factor=number of cases pending over 90 days divided by average number of cases added in 45 days.

* Estimate

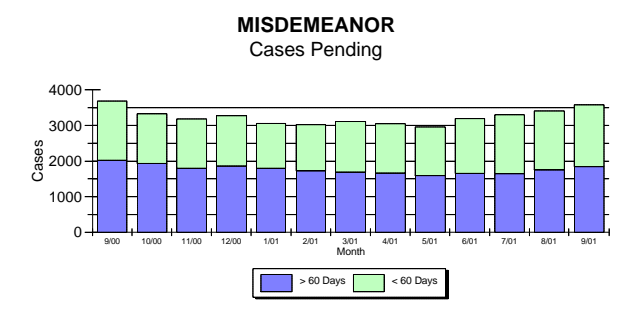
DISTRICT COURT MISDEMEANOR CASES ADDED

COURT	9/00	10/00	11/00	12/00	1/01	2/01	3/01	4/01	5/01	6/01	7/01	8/01	9/01	12 Mo. Avg
Addison	66	56	51	38	65	40	54	45	43	76	66	53	73	55.0
Bennington	112	93	96	68	88	30	83	70	79	102	111	114	107	86.8
Caledonia	78	64	59	40	66	55	76	65	43	105	69	92	61	66.3
Chittenden	398	330	360	331	303	335	348	317	396	420	369	435	383	360.6
Essex	13	4	17	8	6	5	14	2	9	9	7	13	9	8.6
Franklin	160	79	123	79	81	85	86	109	135	94	138	131	142	106.8
Grand Isle	8	11	4	7	15	5	2	14	2	7	24	3	9	8.6
Lamoille	36	30	48	39	57	47	56	62	59	55	35	45	53	48.8
Orange	52	34	27	37	23	18	23	30	28	52	45	43	33	32.8
Orleans	51	52	45	40	48	36	54	36	66	49	57	70	67	51.7
Rutland	76	97	121	95	122	113	112	87	98	111	107	114	105	106.8
Washington	91	116	96	88	115	106	94	87	116	89	148	120	109	107.0
Windham	103	86	100	109	110	91	164	113	108	140	110	168	180	123.3
Windsor	124	108	127	101	127	114	119	119	116	123	114	164	108	120.0
Total	1368	1160	1274	1080	1226	1080	1285	1156	1298	1432	1400	1565	1439	1282.9



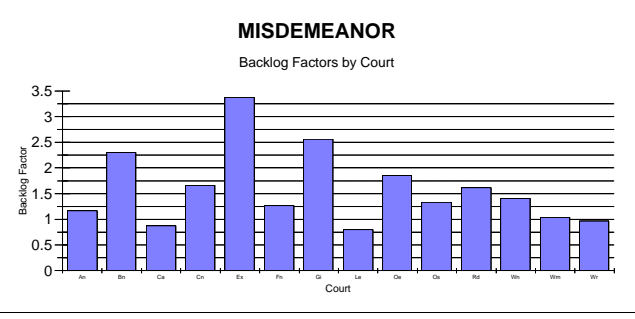
DISTRICT COURT MISDEMEANOR CASES DISPOSED

COURT	9/00	10/00	11/00	12/00	1/01	2/01	3/01	4/01	5/01	6/01	7/01	8/01	9/01	12 Mo. Avg
Addison	66	81	54	49	50	47	55	59	66	47	58	66	74	58.8
Bennington	96	113	78	52	88	50	70	72	79	63	111	78	88	78.5
Caledonia	112	106	73	47	78	47	81	48	109	67	61	96	69	73.5
Chittenden	466	472	417	324	427	418	314	371	405	332	313	441	367	383.4
Essex	5	7	11	6	11	6	6	13	14	6	5	7	14	8.8
Franklin	123	189	162	97	127	114	101	86	117	89	89	124	86	115.1
Grand Isle	2	17	12	16	5	7	4	11	2	3	14	12	10	9.4
Lamoille	89	63	54	33	42	54	49	60	44	40	53	54	32	48.2
Orange	10	62	30	23	30	9	38	37	27	28	35	40	45	33.7
Orleans	44	58	50	56	66	67	47	44	96	48	72	29	81	59.5
Rutland	85	91	111	90	146	100	119	124	110	104	103	129	80	108.9
Washington	90	119	108	72	145	105	100	72	111	81	96	118	114	103.4
Windham	125	120	108	97	118	94	102	136	133	154	144	160	121	123.9
Windsor	110	176	104	99	153	104	120	106	142	110	134	158	95	125.1
Total	1423	1674	1372	1061	1486	1222	1206	1239	1455	1172	1288	1512	1276	1330.3



DISTRICT COURT MISDEMEANOR CASES PENDING OVER 60 DAYS

COURT	9/00	10/00	11/00	12/00	1/01	2/01	3/01	4/01	5/01	6/01	7/01	8/01	9/01	30 Day Avg Added	Backlog Factor
Addison	35	28	29	30	29	35	51	49	57	57	55	67	64	55.0	1.16
Bennington	111	119	127	152	155	151	151	154	143	161	141	175	200	86.8	2.31
Caledonia	99	71	57	53	47	42	38	45	44	49	44	89	58	66.3	0.88
Chittenden	666	652	610	625	599	555	573	571	553	570	595	620	601	360.6	1.67
Essex	24	25	26	23	28	31	34	29	31	31	31	34	29	8.6	3.38
Franklin	225	156	118	104	103	91	75	73	64	76	100	89	135	106.8	1.26
Grand Isle	30	20	20	13	11	9	17	10	11	21	16	14	22	8.6	2.56
Lamoille	53	40	27	27	30	24	26	20	34	41	46	37	39	48.8	0.80
Orange	39	34	38	48	40	57	40	33	33	48	40	49	61	32.8	1.86
Orleans	139	146	143	143	135	109	110	111	74	66	60	78	69	51.7	1.34
Rutland	194	199	174	184	201	188	163	149	152	144	150	139	173	106.8	1.62
Washington	105	124	123	156	116	114	107	123	102	112	124	134	151	107.0	1.41
Windham	165	168	160	155	155	163	167	161	170	145	114	116	128	123.3	1.04
Windsor	136	153	141	150	144	154	143	139	129	138	132	115	116	120.0	0.97
Total	2021	1935	1793	1863	1793	1723	1695	1667	1597	1659	1648	1756	1846	1282.9	1.44

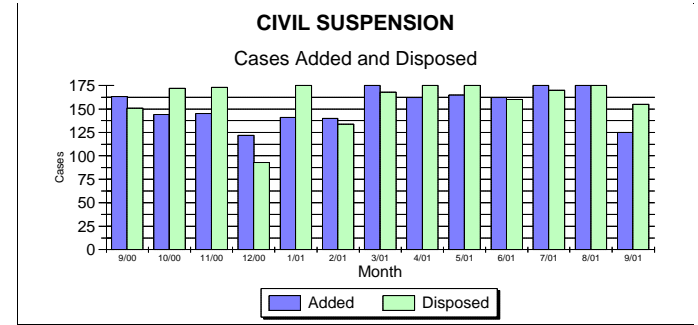


Misdemeanor Backlog Factor = number of cases pending over 60 days divided by average number of cases added in 30 days.

* Estimate

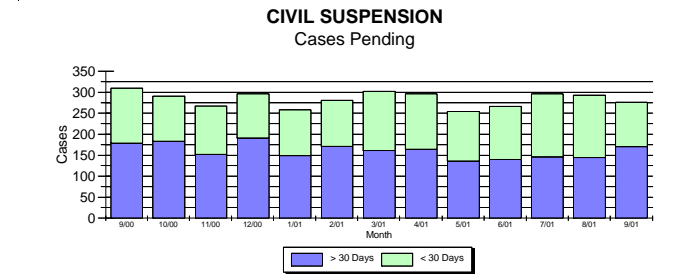
DISTRICT COURT CIVIL SUSPENSION CASES ADDED

COURT	9/00	10/00	11/00	12/00	1/01	2/01	3/01	4/01	5/01	6/01	7/01	8/01	9/01	12 Mo. Avg
Addison	8	7	6	2	5	2	7	12	7	5	10	7	4	6.2
Bennington	7	7	9	4	9	5	8	4	10	5	8	12	7	7.3
Caledonia	7	10	1	3	4	5	9	7	6	7	8	7	2	5.8
Chittenden	55	41	34	31	38	31	52	36	49	55	54	64	41	43.8
Essex	1	1	1	1	0	0	2	0	0	0	1	1	0	0.6
Franklin	12	13	6	8	12	9	12	24	10	18	15	19	10	13.0
Grand Isle	6	1	0	1	1	0	3	0	3	2	5	2	2	1.7
Lamoille	6	5	3	4	9	15	12	10	3	12	6	7	4	7.5
Orange	12	6	10	8	1	4	5	5	8	2	12	4	6	5.9
Orleans	9	5	2	5	3	1	6	4	5	5	3	12	3	4.5
Rutland	7	6	10	12	16	14	14	12	19	7	14	10	10	12.0
Washington	9	21	17	14	12	12	13	14	19	15	20	18	12	15.6
Windham	7	9	12	13	16	16	14	17	9	10	16	6	11	12.4
Windsor	17	12	34	16	15	26	21	17	17	19	17	23	13	19.2
Total	163	144	145	122	141	140	178	162	165	162	189	192	125	155.4



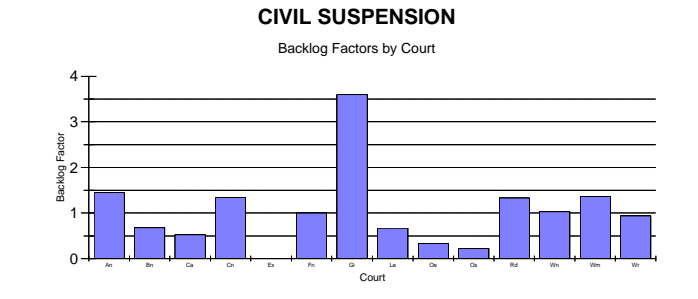
DISTRICT COURT CIVIL SUSPENSION CASES DISPOSED

COURT	9/00	10/00	11/00	12/00	1/01	2/01	3/01	4/01	5/01	6/01	7/01	8/01	9/01	12 Mo. Avg
Addison	2	11	4	3	2	2	3	12	7	6	9	6	6	5.9
Bennington	15	9	8	3	9	6	9	8	8	5	7	9	9	7.5
Caledonia	11	9	6	1	5	5	4	5	11	8	5	14	3	6.3
Chittenden	47	42	52	28	63	38	36	38	70	47	46	72	58	49.2
Essex	0	0	0	2	2	1	0	2	0	0	0	1	1	0.8
Franklin	9	23	19	4	6	10	16	13	26	13	13	15	12	14.2
Grand Isle	2	3	2	1	2	1	1	3	1	1	5	0	3	1.9
Lamoille	5	5	7	2	5	8	12	17	9	4	11	7	5	7.7
Orange	5	10	18	5	6	1	8	8	1	9	5	9	5	7.1
Orleans	5	11	4	5	2	3	6	3	6	2	4	6	12	5.3
Rutland	11	11	9	8	13	9	17	19	16	10	16	10	7	12.1
Washington	12	5	17	8	19	15	15	8	21	13	17	19	11	14.0
Windham	14	14	13	9	17	11	28	30	17	20	8	4	8	14.9
Windsor	13	19	14	14	29	24	13	22	19	22	24	22	15	19.8
Total	151	172	173	93	180	134	168	188	212	160	170	194	155	166.6



DISTRICT COURT CIVIL SUSPENSION CASES PENDING OVER 30 DAYS

COURT	9/00	10/00	11/00	12/00	1/01	2/01	3/01	4/01	5/01	6/01	7/01	8/01	9/01	30 Day Avg Added	Backlog Factor
Addison	1	3	1	4	5	7	8	6	6	8	4	8	9	6.2	1.46
Bennington	7	4	2	7	4	8	3	3	3	3	2	4	5	7.3	0.68
Caledonia	5	4	5	5	3	3	4	8	3	2	5	6	3	5.8	0.52
Chittenden	33	51	41	45	21	30	38	61	47	46	64	47	59	43.8	1.35
Essex	1	2	3	2	1	0	0	0	0	0	0	0	0	0.6	0.00
Franklin	23	13	5	6	10	12	7	9	4	5	7	8	13	13.0	1.00
Grand Isle	4	6	5	4	4	3	2	3	2	4	3	6	6	1.7	3.60
Lamoille	3	2	2	2	2	4	7	5	3	3	4	3	5	7.5	0.67
Orange	8	11	4	6	6	5	3	3	4	4	2	4	2	5.9	0.34
Orleans	3	2	2	2	3	2	2	2	1	3	5	3	1	4.5	0.22
Rutland	16	13	11	11	13	20	16	10	9	19	16	13	16	12.0	1.33
Washington	2	3	9	13	9	6	6	8	7	11	8	10	16	15.6	1.03
Windham	52	49	42	46	43	49	35	18	17	10	10	17	17	12.4	1.37
Windsor	21	20	20	38	25	22	30	28	30	22	16	15	18	19.2	0.94
Total	179	183	152	191	149	171	161	164	136	140	146	144	170	155.4	1.09



Civil Suspension Backlog Factor = number of cases pending over 30 days divided by number of cases added in 30 days.
 *estimate